

Flathead Indian Reservation Housing Needs Assessment

Summary of Results



The Flathead Housing Coalition was established in 2021 to address the housing and health needs of all residents of the Flathead Indian Reservation. The group includes the Salish and Kootenai Housing authority, the Confederated Salish and Kootenai Tribes, and many of the cities, towns, and unincorporated communities on the Reservation. The Coalition collaborated to conduct the Needs Assessments and plans to continue work in housing and community development.

411
COMPLETED SURVEYS*

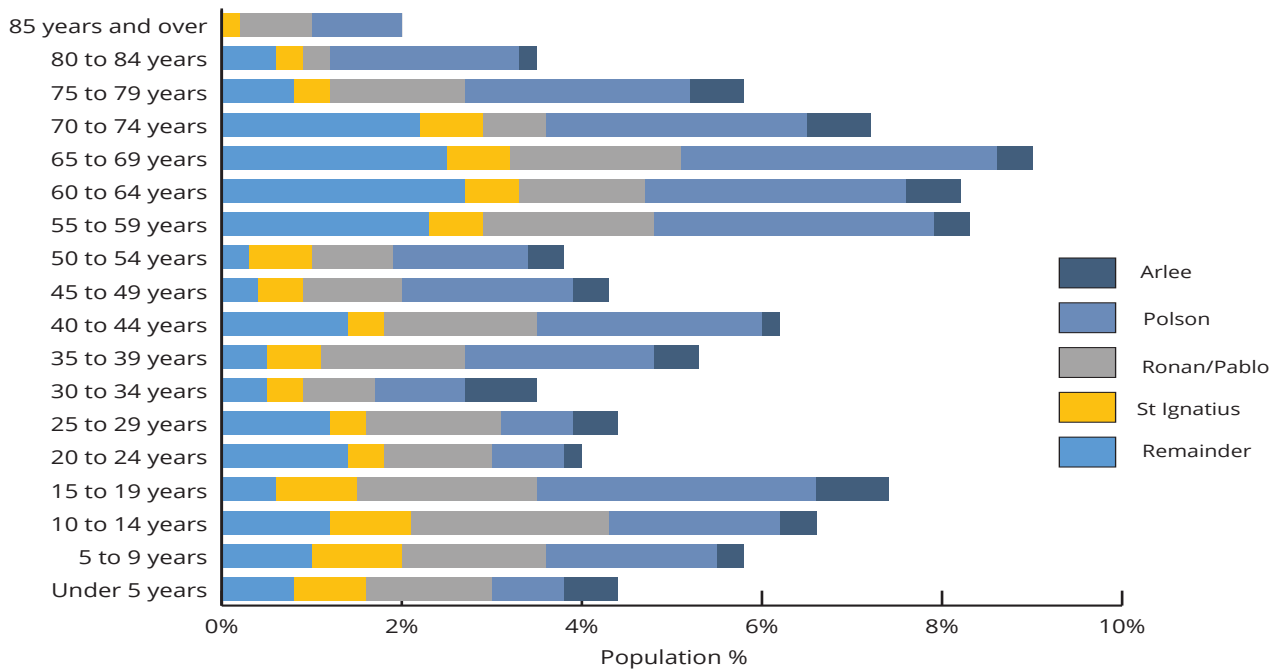
63.8%
RESPONSE RATE

28,197
POPULATION ESTIMATE

*On reservation sample. Totals do not include blank surveys; reported percentages were calculated based on total responses for each question. Not all respondents answered every question.

1047 Resident's information collected in the survey	18.5% are enrolled CSKT members	35.9% are American Indian or Alaska Native	9.0% are veterans
---	---	--	-----------------------------

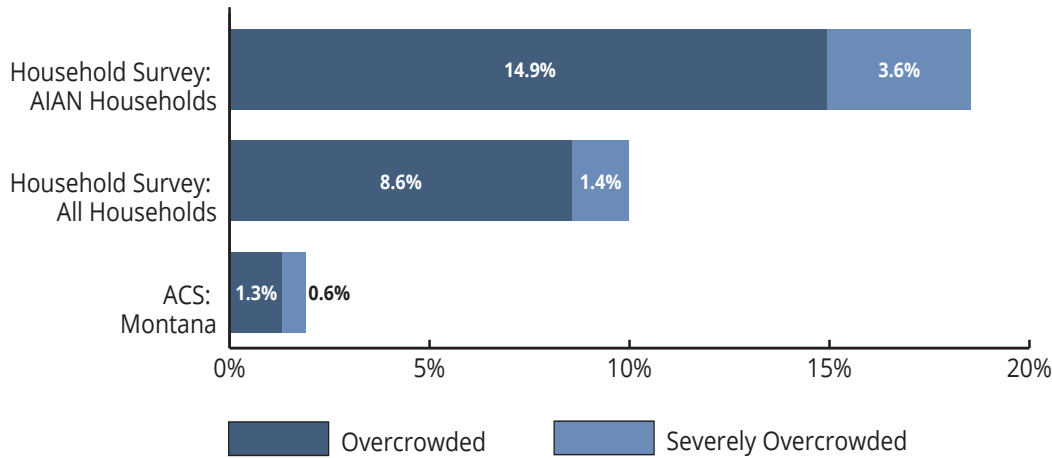
AGE DISTRIBUTION IN SURVEYED HOUSEHOLDS



44 was the median age of the surveyed population	25.4% of individuals in surveyed households were 65 or older	23.7% of individuals in surveyed households were children (under 18 years of age)
---	---	--

HOUSING CONDITIONS

OVERCROWDING RATES



40.8%

of **children** live in overcrowded households

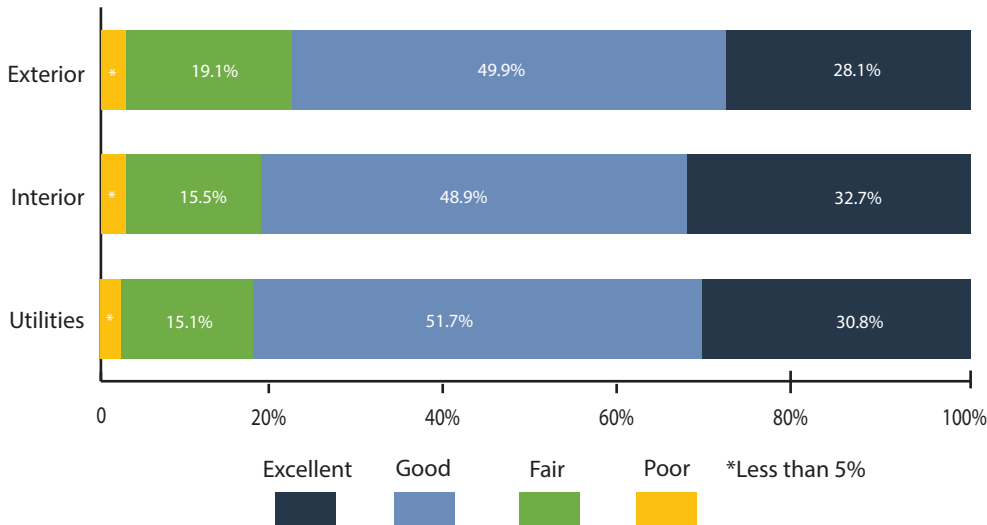
23.5%

of households had more than one family unit

18.5%

of **AIAN households** were overcrowded

SELF-RATED HOUSING CONDITIONS



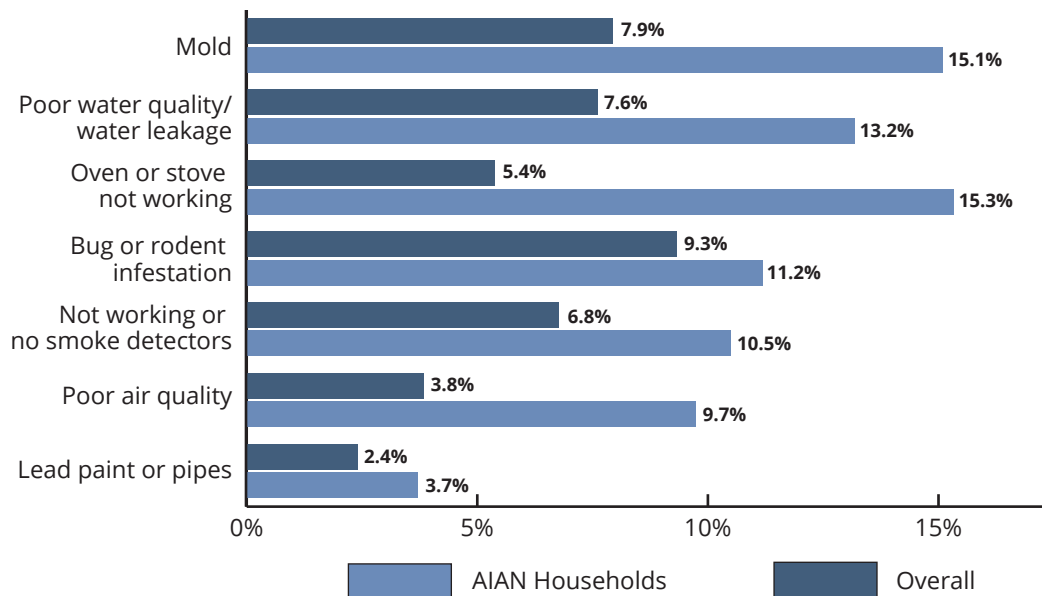
21.9%

of households reported their **exterior housing conditions** as "Poor" or "Fair"

17.4%

of households reported the **condition of their utilities** as "Poor" or "Fair"

PREVALENCE OF HEALTHY HOUSING CONCERNS



26.9%

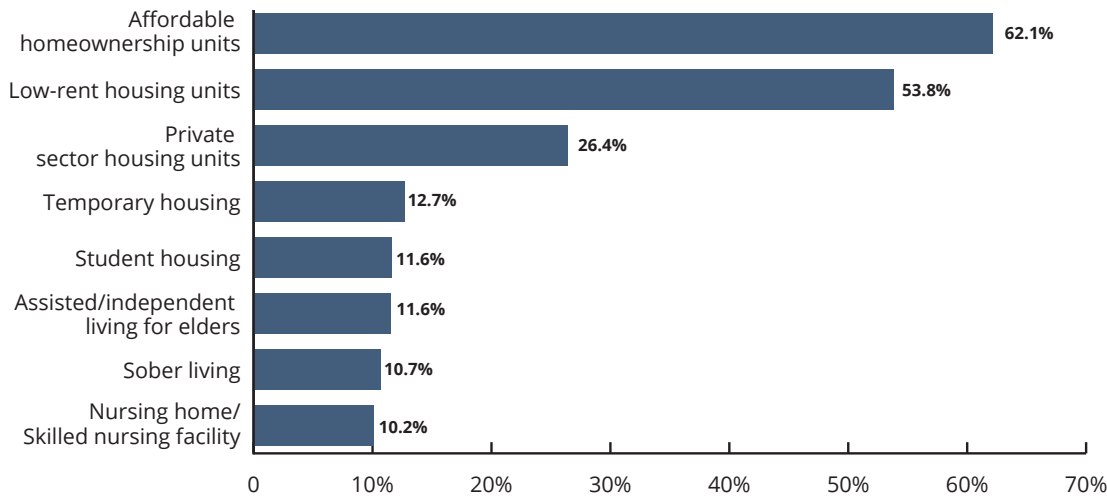
of all households reported **at least one healthy housing concern**

42.7%

of **AIAN households** reported **at least one healthy housing concern**

HOUSING NEEDS

MOST NEEDED HOUSING TYPES



40.5%

of households reported they **own** their housing unit **with mortgage**

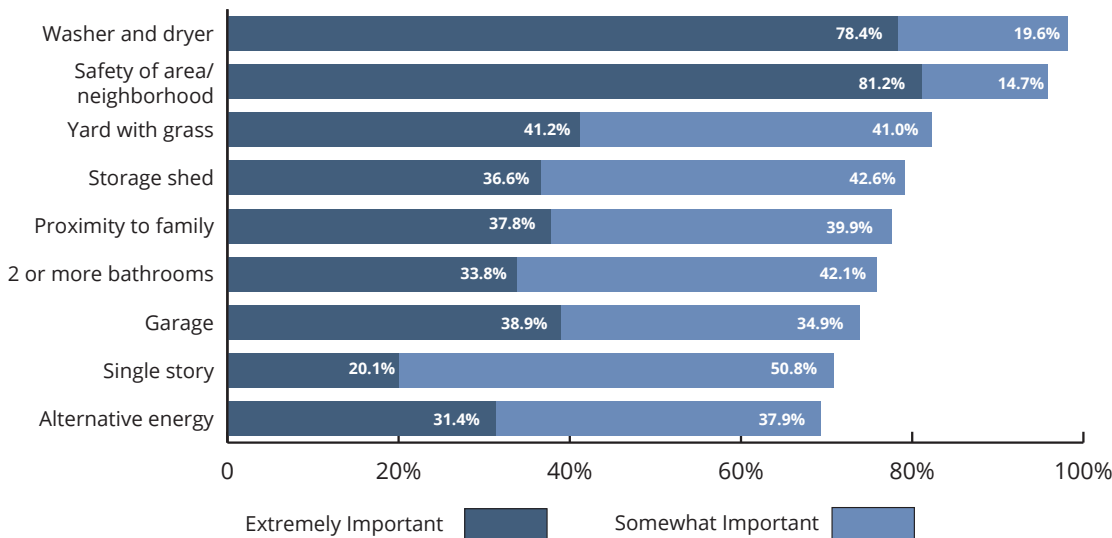
21.7%

of households reported they **rent** their housing unit

14.8%

of surveyed rental housing units are **managed by SKHA**

MOST IMPORTANT HOUSING FEATURES



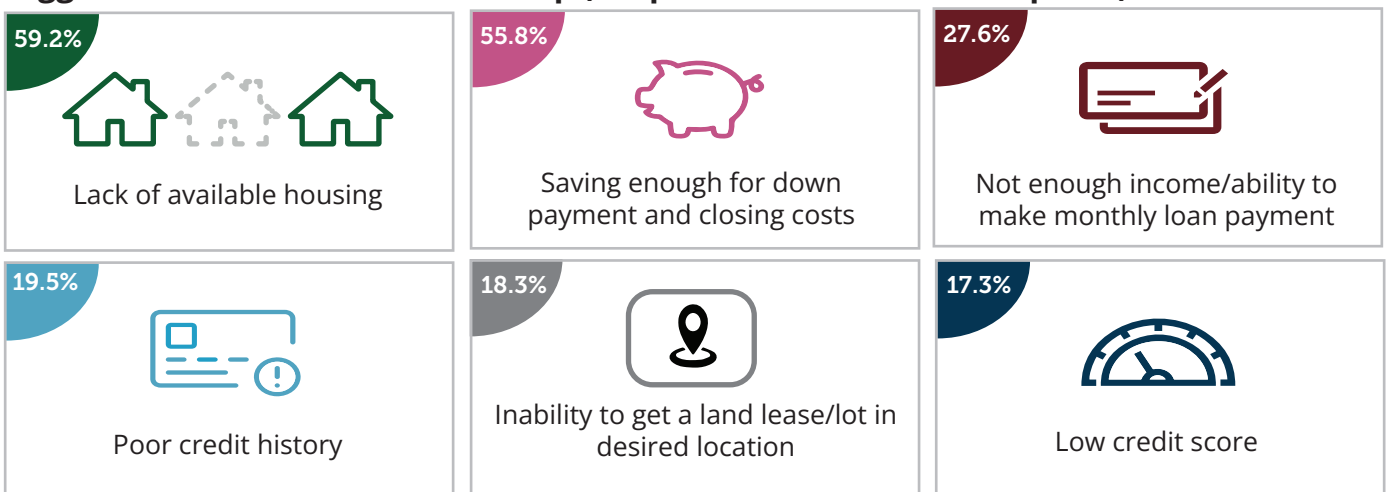
2,301

housing units estimated to meet **current needs** of AIAN households

42.2%

of surveyed AIAN households reported **needing at least one additional unit**

Biggest Barriers to Homeownership (Respondent could choose up to 3)*



*Multiple-answer question. Percentages add up to more than 100%.

SALISH AND KOOTENAI HOUSING AUTHORITY: Program Statistics



516

Low-rent units are managed by the Salish and Kootenai Housing Authority



50

Tenant-Based Assistance Vouchers administered



52

Lots managed at the Maggie Ashley Trailer Park



802

Households served through the Emergency Rental Assistance Program



36

Households served in the Transitional Living Center



138

Homeowners supported through the Homeowner Assistance Fund



9

Homeownerships unit planned through the Grizzly Bear homesite lease program



33

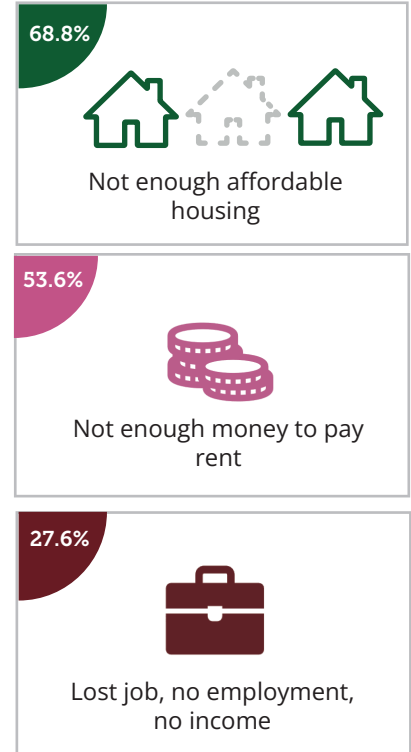
New rental units planned or under construction

DOUBLED UP/HOMELESSNESS SURVEY RESULTS

The Doubled-Up/Homelessness follow-up survey was made available online and through CSKT service providers for any CSKT members currently experiencing homelessness or housing insecurity as well as those hosting friends and family members in their homes. The survey took place between January 22 and March 11, 2023.

<h2>273</h2> <p>On-Reservation Responses</p>	<h2>48</h2> <p>Off-Reservation Responses</p>	<h2>802</h2> <p>CSKT members experiencing homelessness or housing insecurity</p>
--	--	--

Biggest Barriers to Permanent Housing



*Multiple-answer question. Percentages add up to more than 100%.

Living Situation for On-Reservation Respondents

Living in the home of family or friends on a temporary basis	333 (47.2%)
Living in the home of family or friends on a permanent basis	229 (32.4%)
Living in a vehicle	57 (8.1%)
Living in an apartment	23 (3.3%)
Living in a transitional living facility	18 (2.5%)
Living in a motel	12 (1.7%)
Other, unspecified	12 (1.7%)
Living outdoors (tent, etc.)	6 (0.8%)
Participating in a prerelease program & no secure housing once completed	6 (0.8%)
Living in a shelter facility	5 (0.7%)
Living in a substance use treatment center & no secure housing once completed	5 (0.7%)

PREFERRED HOUSING TYPE (ON-RESERVATION RESPONSES)

